



PowerPoint Intermediate Training



- Designing Impactful Slide Layouts
- Crafting Visual Stories with Advanced Elements
- Text Refinement and Impactful Formatting
- Engaging Slide Show Techniques
- Interactive Elements for Enhanced Engagement

Our loyal customers

Sales up by 13%

Brand loyalty 80%

Environmental award



Designing Impactful Slide Layouts

Crafting Dynamic Intermediate Slide Layouts

Dive into the art of creating dynamic intermediate slide layouts that capture attention and enhance the overall visual appeal of your presentations.

Creative Design Themes Application

Leverage design themes creatively to transform your slides into visually appealing presentations, adding a professional touch to your content.

Personalized Slide Designs with Style

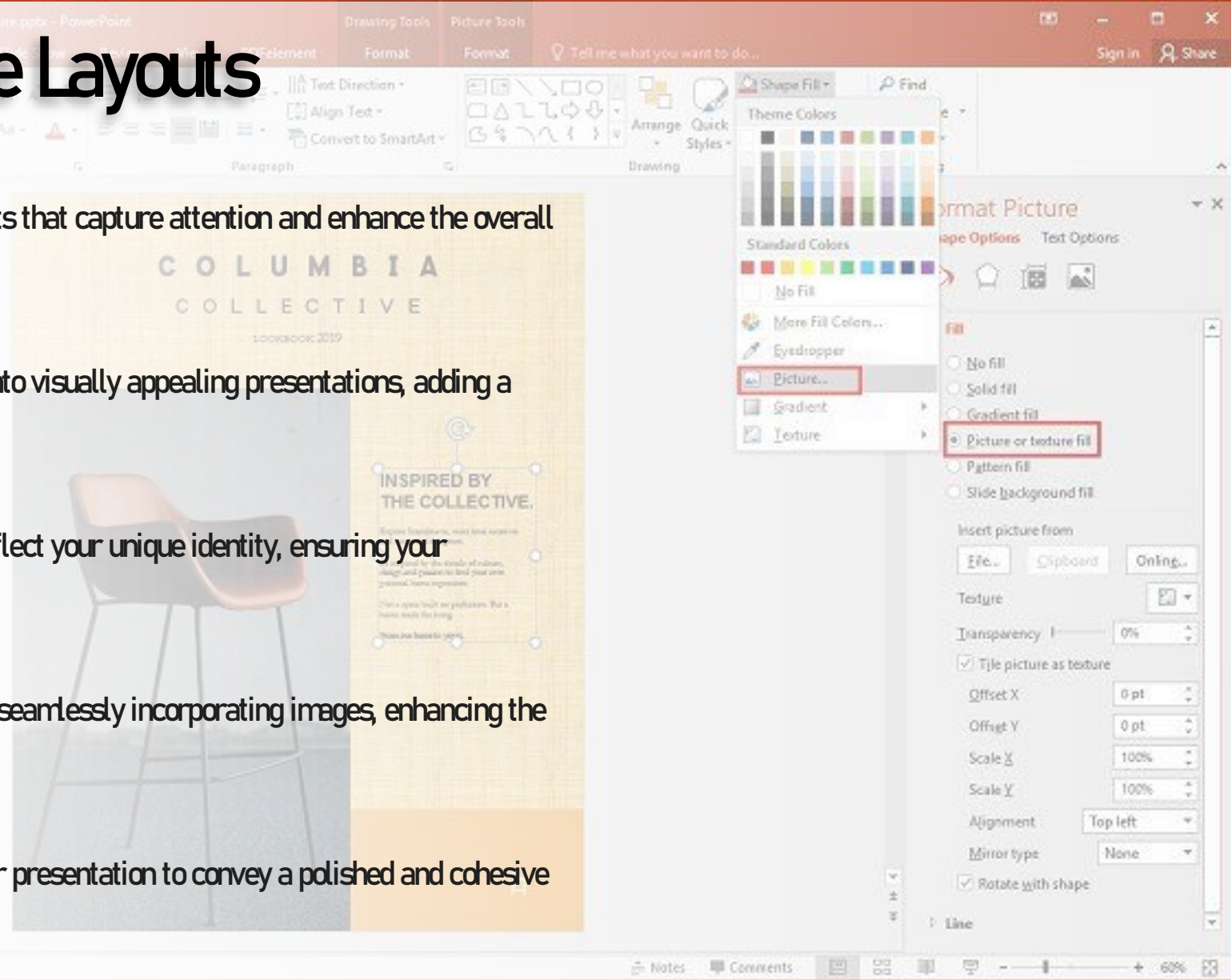
Learn to create personalized and stylish slide designs that reflect your unique identity, ensuring your presentations leave a lasting impression.

Managing Backgrounds with Finesse

Acquire advanced techniques for managing backgrounds and seamlessly incorporating images, enhancing the visual richness of your slides.

Consistency for Professionalism

Maintain a consistent and professional design throughout your presentation to convey a polished and cohesive message.



Crafting Visual Stories with Advanced Elements

Advanced Image Editing Techniques

Refine your presentations with advanced image editing techniques, ensuring your visuals are not only impactful but also professionally polished.

Innovative SmartArt Strategies

Utilize SmartArt in innovative ways to convey complex information with clarity, adding an extra layer of sophistication to your narrative.

Data Visualization Mastery

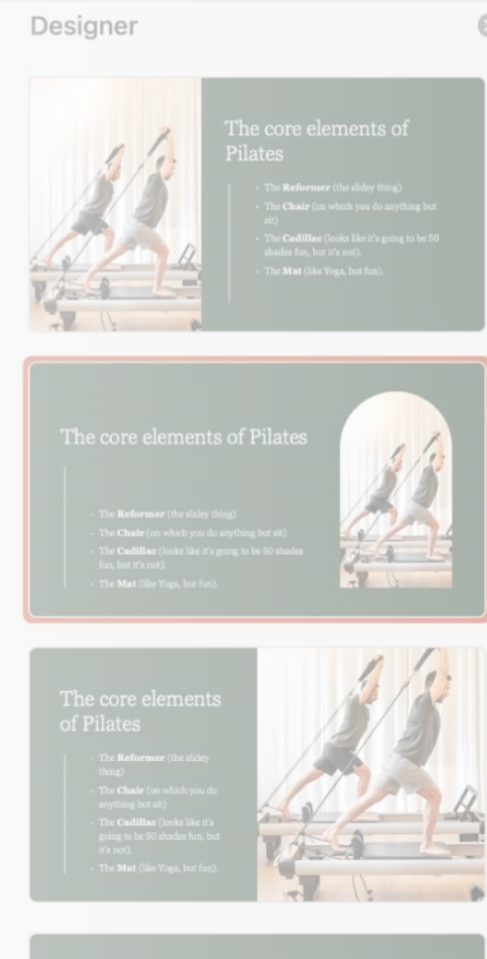
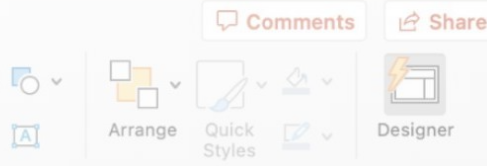
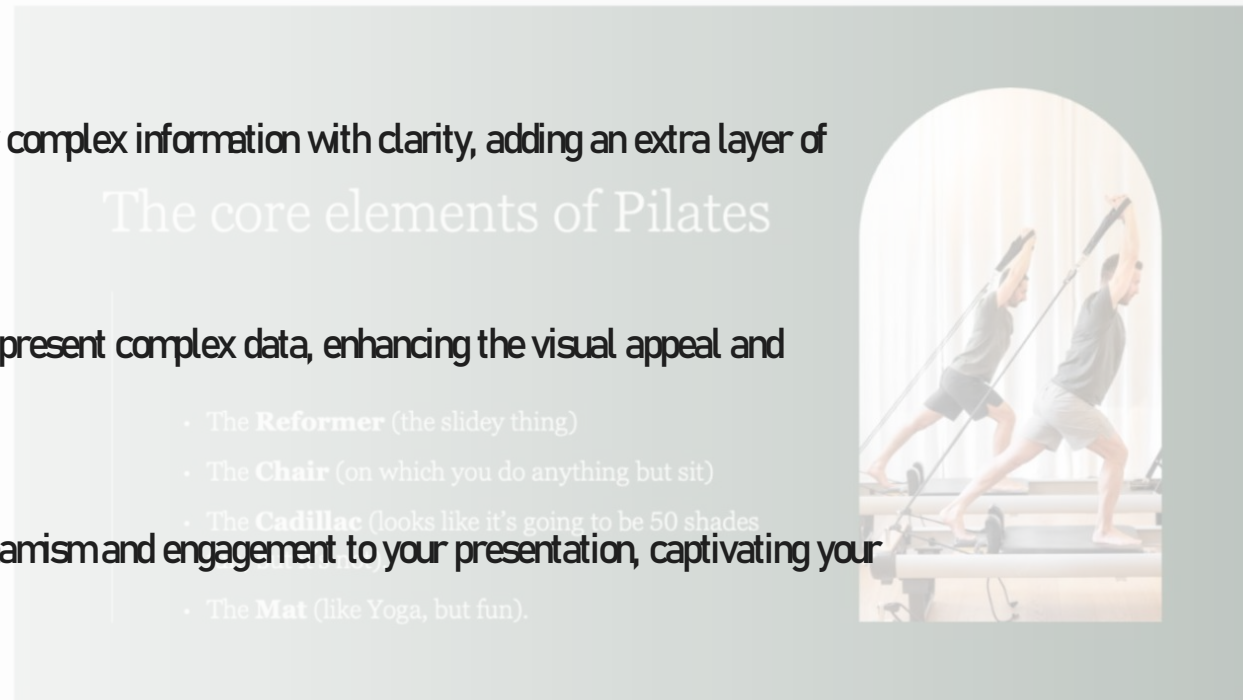
Attain advanced chart creation to effectively present complex data, enhancing the visual appeal and understanding of your presentations.

Dynamic Animation for Engagement

Explore creative animation effects to add dynamism and engagement to your presentation, captivating your audience with visually stimulating elements.

Customization for Visual Brilliance

Customize visual elements using advanced techniques, ensuring a cohesive and visually stunning presentation that aligns with your message.



Text Refinement and Impactful Formatting

Text Formatting for Emphasis

Refine your presentations by strategically emphasizing key information with advanced text formatting options, ensuring a polished and impactful appearance.

Strategic Font and Color Decisions

Make informed decisions about fonts and colors to maintain a consistent and visually appealing design that reinforces your message.

Precise Paragraph Alignment Mastery

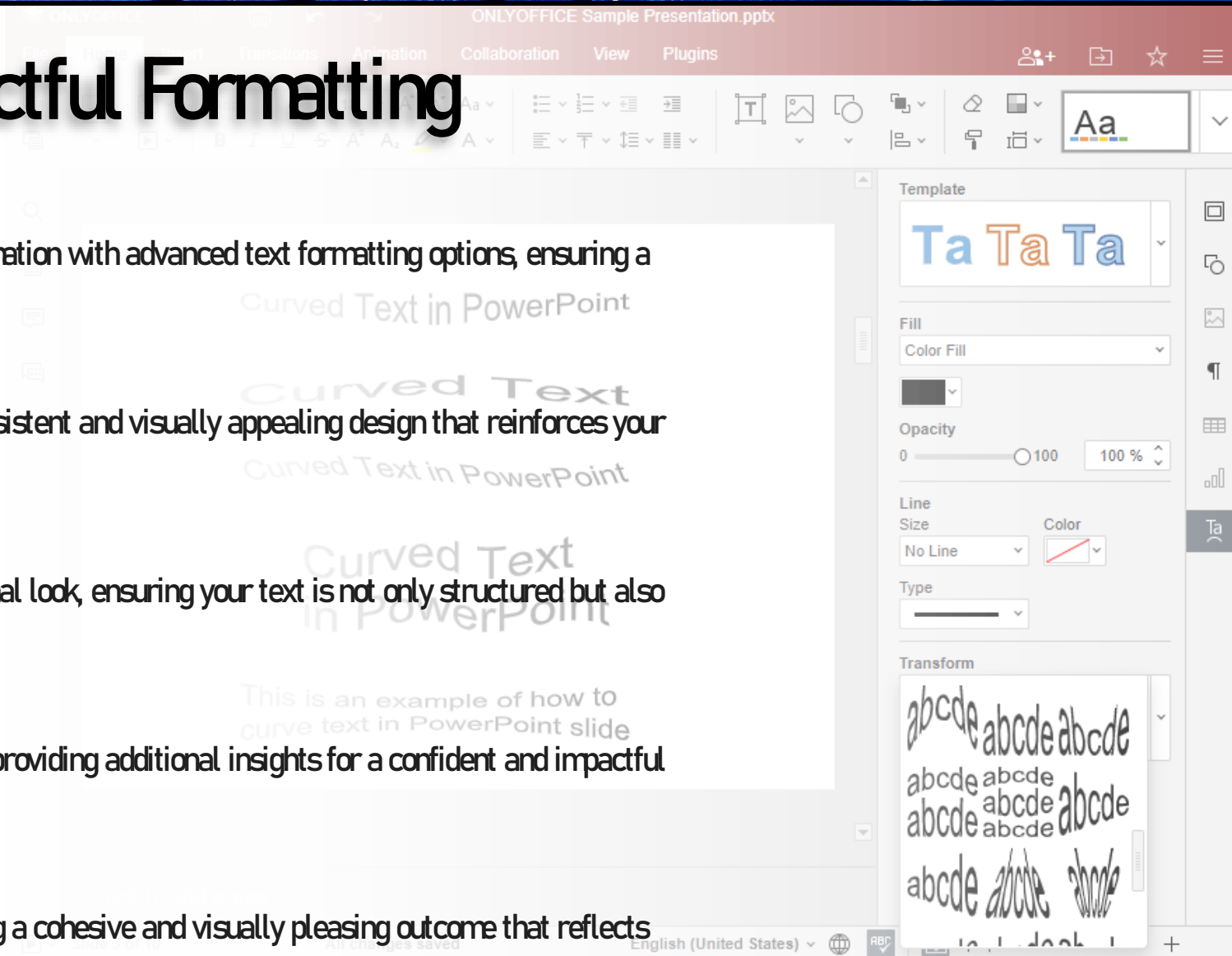
Master precise paragraph alignment for a polished and professional look, ensuring your text is not only structured but also visually pleasing.

Strategic Speaker Notes

Leverage speaker notes strategically to guide your presentation, providing additional insights for a confident and impactful delivery.

Consistent Style for Cohesion

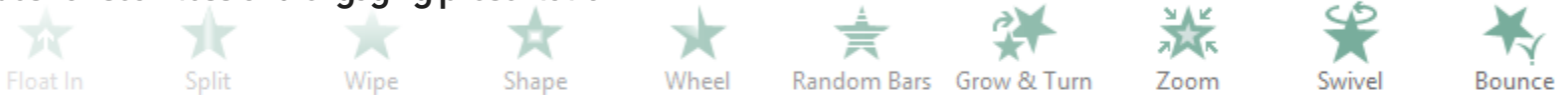
Maintain a consistent style throughout your presentation, ensuring a cohesive and visually pleasing outcome that reflects professionalism.



Engaging Slide Show Techniques

Efficient Navigation Strategies

Explore intermediate slide show navigation techniques for seamless and engaging presentation delivery, ensuring your audience stays captivated.



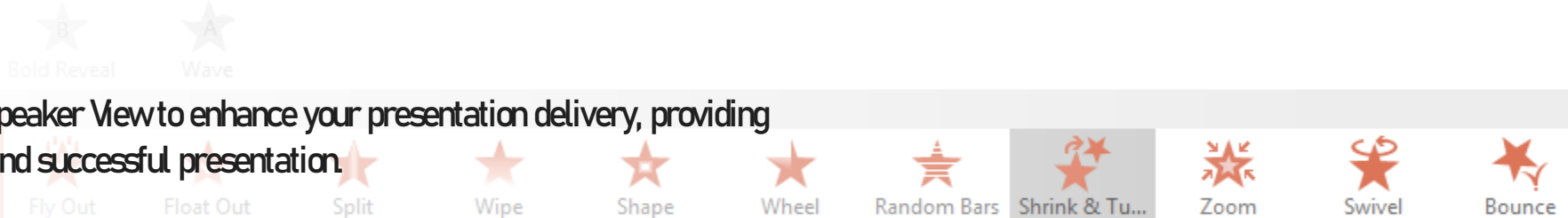
Pro Tips for Dynamic Slide Shows

Discover professional tips for delivering an effective and dynamic slide show experience, maximizing the impact of your presentation.



Optimizing Speaker View for Impact

Understand the benefits of using the Speaker View to enhance your presentation delivery, providing presenters with tools for a confident and successful presentation.




Advanced Animation Techniques

Introduce advanced animation effects to add a touch of dynamism to your slide show, making your presentations more captivating and memorable.



Sophisticated Saving and Sharing Methods

Master advanced techniques for saving and sharing your presentation, ensuring accessibility and collaboration, fostering a seamless and cooperative workflow.



Interactive Elements for Enhanced Engagement

Incorporating Interactive Features

Learn to incorporate interactive elements such as hyperlinks and action buttons, enhancing audience engagement and participation.

Preparing for Interactive Q&A Sessions

Prepare for Q&A sessions with concise and informative responses, fostering interactive and insightful discussions with your audience.

Exploring Interactive Navigation Techniques

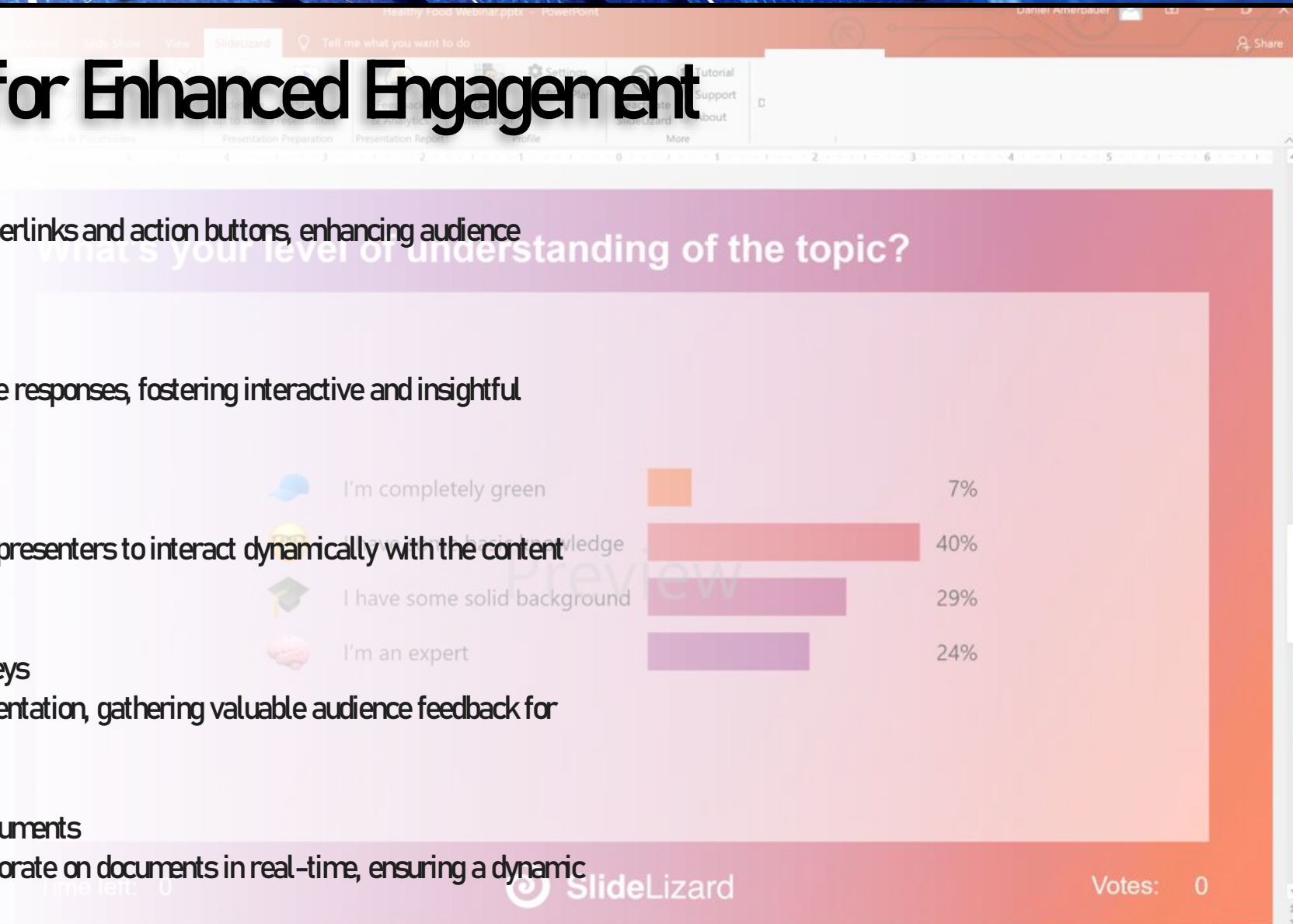
Explore intermediate navigation techniques, allowing presenters to interact dynamically with the content during a live presentation.

Collecting Audience Feedback through Polls and Surveys

Integrate polls and surveys seamlessly into your presentation, gathering valuable audience feedback for future improvements.

Encouraging Real-Time Collaboration with Shared Documents

Enhance collaboration by learning to share and collaborate on documents in real-time, ensuring a dynamic and interactive presentation experience.



Summary

In summary, our Intermediate PowerPoint training equips you with an array of advanced skills to transform your presentations into compelling visual narratives. From crafting dynamic slide layouts and refining text with strategic formatting to incorporating advanced visual elements, engaging slide show techniques, and interactive features, this training program ensures a thorough understanding of intermediate-level proficiency. As you navigate the world of interactive presentations, master visual storytelling, and streamline your workflow, you're poised to create presentations that captivate, inform, and leave a lasting impact.

Step into the realm of advanced proficiency – presentations become a powerful force, leaving an indelible mark on your audience.



35 The J
36 The J
37 The J
38 The K
39 The K
40 The K
41 The K
42 Ulver
43 Ulver
44 Ulver
45 Ulver
46 Brand
47
48
49

00
00
00
40
80
40
40
56
72
72
92
00

